

# Electromechanical Bolts



We take the worry out of  
protecting what's valuable to you.  
Lockwood: *no worries*®



ASSA ABLOY

5YEAR

TRICARE  
WARRANTY

PADDE SERIES

[www.lockweb.com.au](http://www.lockweb.com.au)

# Contents



**TB25**

Drop Bolt

**page 3**



**TB25KO**

Drop Bolt

**page 5**



**ES6000**

Hook Lock

**page 7**



**ES8200**

Technilock

**page 9**

# TB25 Drop Bolt



The Lockwood Padde Series TB25 range of drop bolts represent true engineering innovation, design excellence and the superior quality customers have come to expect and demand from Lockwood. Designed for use on swing-through, double action doors and ideal for applications where an electric strike is impractical.

## Features

- High Security: bolt is deadlocked in the extended position
- Bolt position monitored
- Door position monitor with integrated magnet in the strike plate (no need to install a separate reed switch)
- Multiple orientation, drop bolts will work horizontally or vertically
- Power to Lock/Power to Open
- Continuously rated solenoid
- Tamper proof: lock cannot be defeated by slipping a metal object between lock and striker plate
- Intelligent electronics: these intelligent bolts will attempt to re-close the bolt 8 times, allowing time for swing through doors to settle in the closed position
- Thermal protection: in the event of solenoid overheat, a thermal fuse will operate eliminating any fire risk
- 5 Year Tricare Warranty (Padde Series)



## Applications

- Misaligned doors
- Timer doors

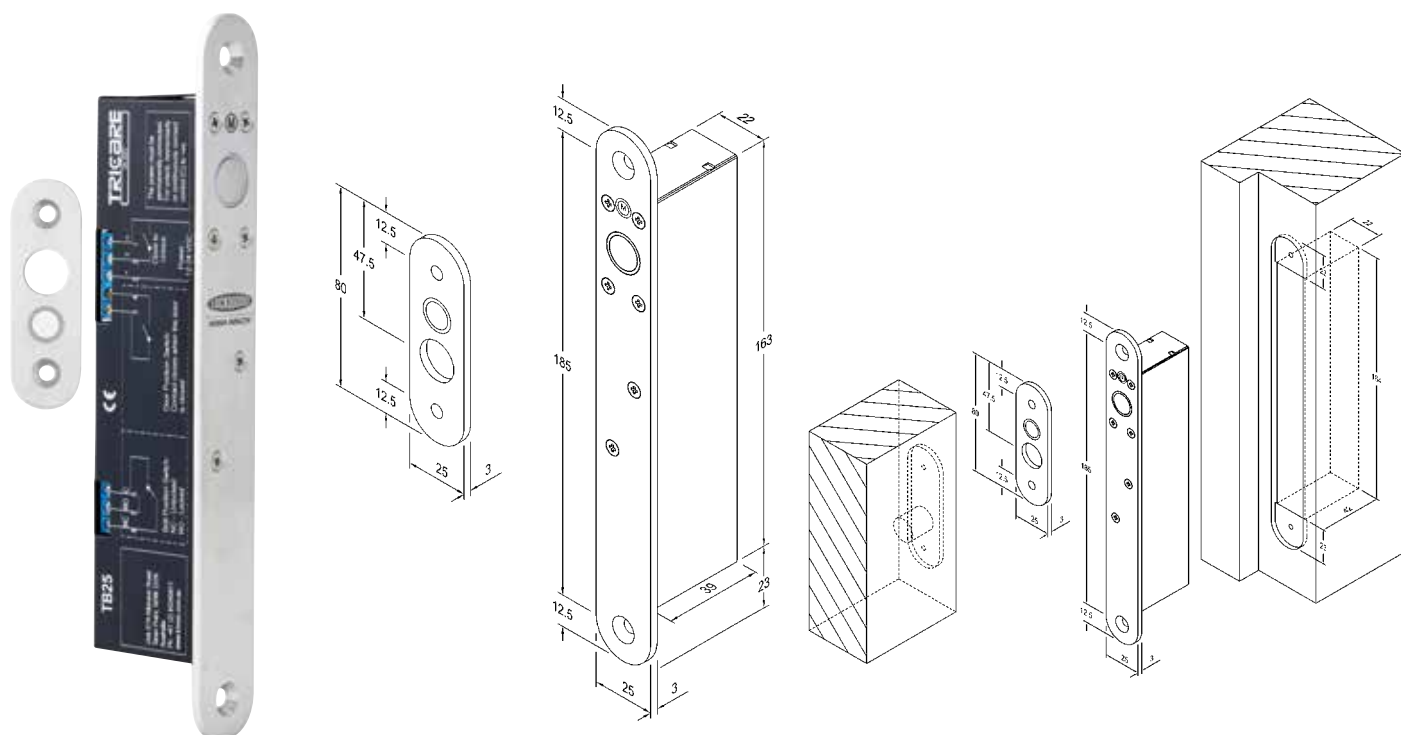
## Product Details

<b>Voltage</b>	12 to 24V
<b>Current (Start)</b>	1100mA @ 12V, 1000mA @ 24V
<b>Current (Holding)</b>	210mA @ 12V, 90mA @ 24V
<b>Holding Force</b>	1000kg
<b>Locking Mode</b>	Fail safe or Fail Secure (non field selectable)
<b>Dimensions (Mortice)</b>	164 x 22 mm
<b>Bolt Length</b>	12.7 x 16 mm
<b>Face Plate Size</b>	10 x 25 mm
<b>Monitoring Contacts</b>	Bolt and Door

## Standards and Compliance

	CE Approved
	C-Tick Certified

# TB25 Drop Bolt



## Ordering Information

Part Number	Product Description
<b>TB25-1</b>	TB25 D/Bolt 12-24Vdc Fail Safe Monitored
<b>TB25-2</b>	TB25 D/Bolt 12-24Vdc Fail Secure Monitored
<b>Accessories</b>	
<b>228250-000</b>	EB25 SS Short Strike Plate RH
<b>228250-002</b>	EB25 SS Long Strike Plate RH
<b>228250-003</b>	EB25 SS Housing

## Specification Statement

The bolt must be able to operate in horizontal and vertical orientations. The position of the bolt must be monitored as well as have an integrated reed switch for door position monitoring. The electronic functions must include: 8 x lock and unlock attempts, 8 second unlock delay, automatic relock after 8 seconds, power reduction circuitry to limit the holding current and a one time thermal fuse cut-out in case of solenoid overheating. The face plate and strike plate must be finished in stainless steel.

# TB25KO Drop Bolt



The Lockwood Padde Series TB25KO range of drop bolts represent true engineering innovation, design excellence and the superior quality customers have come to expect and demand from Lockwood. Designed for use on swing-through double action doors and are ideal for applications where an electric strike is impractical. The TB25KO offer a unique mechanical override with an integrated Euro Profile Cylinder.

## Features

- High security: bolt is deadlocked in the extended position
- Mechanical key override in the event of power failure (Euro Profile Cylinder)
- Bolt position monitored
- Door position monitor with integrated magnet in the strike plate (no need to install a separate reed switch)
- Multiple orientation: drop bolts will work horizontally or vertically
- Power to Lock/Power to Open
- Continuously rated solenoid
- Tamper proof: lock cannot be defeated by slipping a metal object between lock and striker plate
- Thermal protection: in the event of solenoid overheat, a thermal fuse will operate eliminating any fire risk
- 5 Year Tricare Warranty (Padde Series)



## Applications

- Misaligned doors
- Timer doors

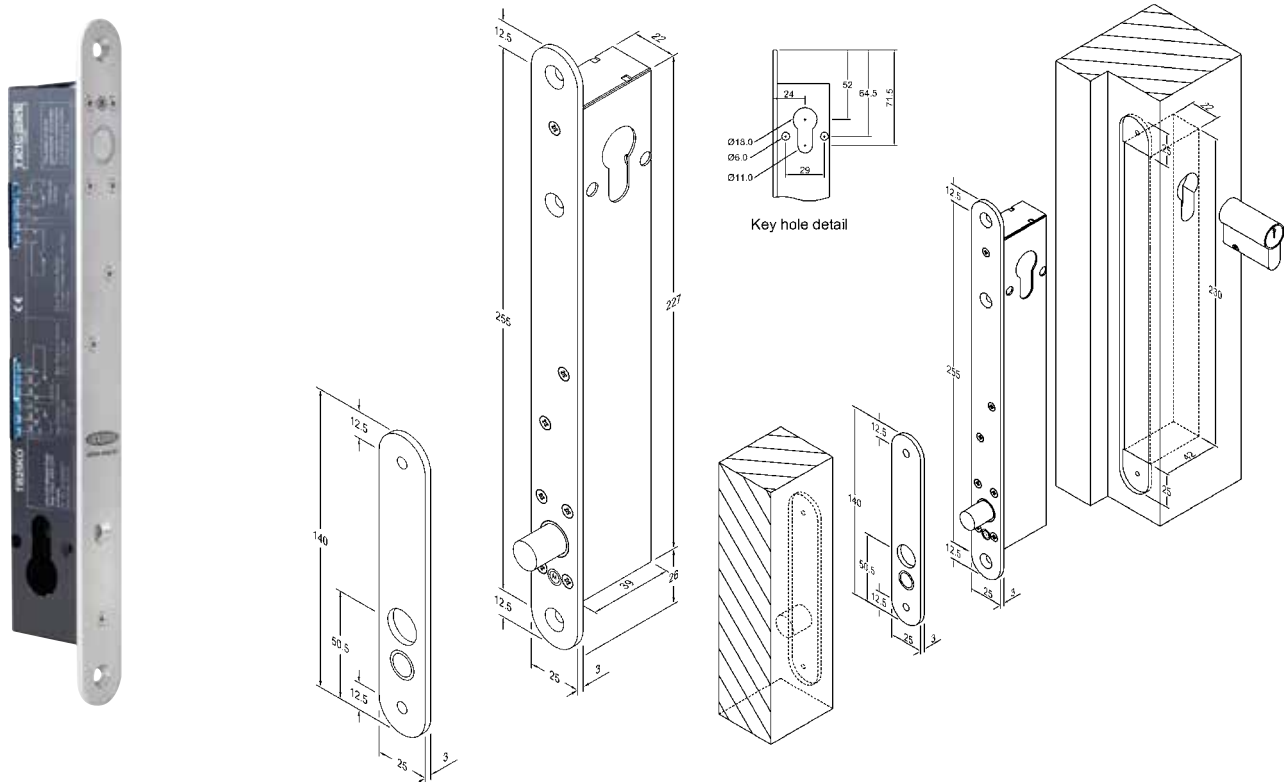
## Product Details

<b>Voltage</b>	12 or 24Vdc
<b>Current (Start)</b>	1100mA @ 12V, 1000mA @ 24V
<b>Current (Holding)</b>	210mA @ 12V, 90mA @ 24V
<b>Holding Force</b>	1000kg
<b>Locking Mode</b>	Fail safe or Fail Secure (non field selectable)
<b>Dimensions (Mortice)</b>	228 x 22 mm
<b>Bolt Length</b>	12.7 x 16 mm
<b>Face Plate Size</b>	280 x 25 mm
<b>Monitoring Contacts</b>	Bolt, door and key

## Standards and Compliance

	CE Approved
	C-Tick Certified

# TB25KO Drop Bolt



## Ordering Information

Part Number	Product Description
TB25KO-1	TB25 K/O D/Bolt 12-24Vdc Fail Safe Monitored
TB25KO-2	TB25 K/O D/Bolt 12-24Vdc Fail Secure Monitored

## Specification Statement

The bolt must be able to operate in horizontal and vertical orientations. The position of the bolt must be monitored as well as have an integrated reed switch for door position monitoring. The electronic functions must include: 8 x lock and unlock attempts, 8 second unlock delay, automatic relock after 8 seconds, power reduction circuitry to limit the holding current and a one time thermal fuse cut-out in case of solenoid overheating. The face plate and strike plate must be finished in stainless steel.

# ES6000® Hook Lock



Lockwood Padde Series ES6000 Hook Lock is suitable for swinging doors, sliding doors and is easily attached to wood or steel door frames. ES6000 is heavy duty designed with its high pre-load (side load) capability of up to 300 kg, high holding force of up to 700 kg and up to 4hr fire rating. Both Power to Open and Power to Lock models are available.

The ES6000 is available in both recess and surface mounted versions.

The ES6000 recess mounted version is completed with an elegant satin stainless steel face plate. The surface mounted version is completed with a cast aluminium cover that can be supplied in a variety of colours to match existing door frames.

ES6000 can be mounted vertically and horizontally, with self-latching ability without power for fire applications.

## Features

- Power to Open or Power to Lock versions available
- Side load (pre-load) capable: operates freely with up to 300 kg of side pressure
- Self latching: will self latch without power for fire applications

- 680 kg holding force
- Robust construction: stainless steel components used
- Low profile: will protrude only 40 mm into door headroom
- Multi voltage: automatic selection 12 to 30Vdc with back EMF protection and reverse polarity protection
- Multi orientation: can be mounted vertically or horizontally
- Low current consumption 12VDC-250mA after 1 sec. (initial current 830mA) 24VDC-140mA after 1 sec. (initial current 530mA)
- Monitored: locked and unlocked
- Tested to the 300 kg pre-load capability
- 5 Year Tricare Warranty (Padde Series)

## Applications

- Heavy duty applications
- Sliding and swing door applications
- High air pressure environments (high pre-load rating)

## Product Details

<b>Voltage</b>	Supply Voltage 12-30Vdc Ground (OV)
<b>Current</b>	12Vdc-250 mA after 1 sec. (initial current 830mA) 24Vdc-140 mA after 1 sec. (initial current 530mA)
<b>Monitoring</b>	Door Locked (Solenoid) - Door Closed (Latch)
<b>Strength</b>	1500 lbs. (680 kg) static strength rating 70 foot-lbs. dynamic strength rating
<b>Endurance</b>	250,000 cycles endurance testing Internal testing achieved: 500,000 cycles of operation
<b>Pre-Load</b>	660lbs (300kg) pre-load capability
<b>Environment</b>	Operational temperature range: -20°C to +60°C
<b>Lock Body</b>	Cast Aluminium Construction
<b>Lock Bolt</b>	Solid Stainless Steel

## Standards and Compliance



Successfully fire rated up to 2 hours on fire door assemblies in accordance with AS1905.1. 2005 (Part 1: Fire resistant door sets)

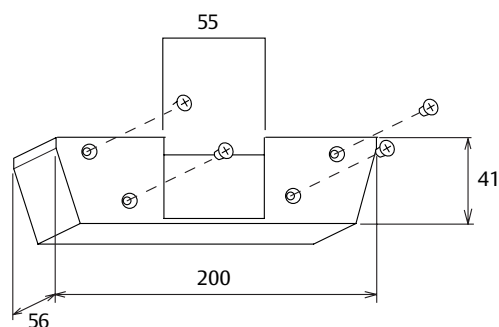
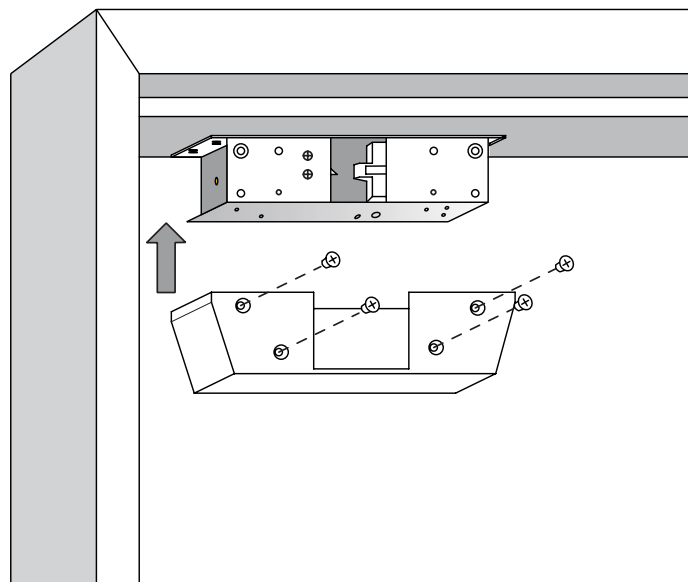


Approved to UL1034 (highest level)



C-Tick Certified

# ES6000 Hook Lock



## Ordering Information

Part Number	Product Description
ES6000M-1	ES6000 Hook Lock Mortice 12/24Vdc Fail Safe Monitored
ES6000S-1	ES6000 Hook Lock Surface 12/24Vdc Fail Safe Monitored
ES6000M-2	ES6000 Hook Lock Mortice 12/24Vdc Fail Secure Monitored
ES6000S-2	ES6000 Hook Lock Surface 12/24Vdc Fail Secure Monitored
<b>Accessories</b>	
206000-010	Spare Cover for Hook Lock, Silver

## Specification Statement

This lock must be able to operate with up to 300 kg of preload pressure, with a holding force of 700 kg. The lock must be multi voltage selection 12 - 30 Volts with back EMF protection for reverse polarity. Lock can be mounted both horizontally or vertically. The lock needs to be subjected to vigorous testing and achieve a minimum of 500,000 cycles.

# ES8200 Technilock®



Lockwood Padde Series ES8200 Technilock is a high security locking solution with comprehensive resistance against all types of attack and manipulation. Originally designed and developed for custodial purposes, the Technilock is in use today in government institutions, banks, embassies and jewellers.

ES8200 is available in 30mm and 60mm backset, in both Power to Lock or Power to Open configuration. Key override monitoring version is also available.

## Features

- Side load (pre-load) capable – bolt will release with up to 70kg of side pressure – ideal for use on doors with seals or doors that are subjected to high wind load or air-conditioning pressures
- Extreme holding force – will withstand more than 2500kgs, the test rig manufactured to test the bolt broke at 2500kg so the bolt will withstand more than this

- Power to Lock and Power to Open (must be specified) versions available on request. The bolt is not interchangeable in the field and configuration must be specified when ordering
- High speed operation – locks in less than 1 second
- Multiple orientations – can be mounted horizontally or vertically
- Comprehensive monitoring – bolt locked, door closed, optional key-override monitoring
- 5 Year Tricare Warranty (Padde Series)




## Applications

- High security locking
- Government applications
- Custodial applications
- Banking and security applications

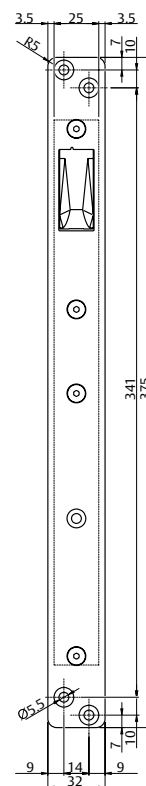
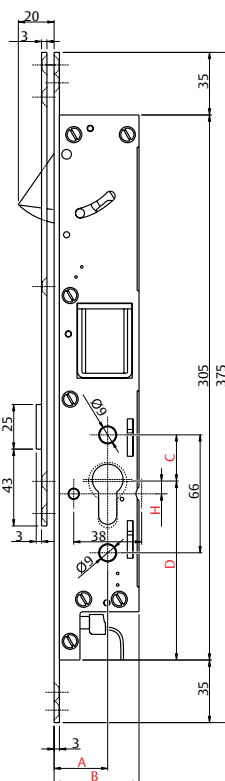
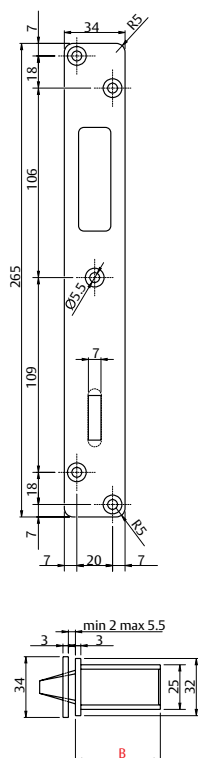
## Product Details

<b>Voltage</b>	3 wire control - 24Vdc regulated supply only
<b>Current</b>	Start current 4.5 Amp (24Vdc) for ½ second Holding current 500mA (24Vdc)
<b>Monitoring</b>	Bolt position 25mA (30Vdc) NC - Door position 25mA (30Vdc) NC
<b>Holding Force</b>	In excess of 2500kg holding force
<b>Pre Load</b>	Will open with 70kg of side pressure (pre-load)
<b>Bolt Throw</b>	Dead Bolt throw of 20mm
<b>Door Clearance</b>	Maximum door gap = 5.5mm
<b>Environment</b>	Operational temperature range: -20°C to + 80°C
<b>Lock Body</b>	Solid Stainless Steel Construction
<b>Lock Bolt</b>	Solid Stainless Steel

## Standards and Compliance

	CE Approved  SCEC Endorsed for SL3 Medium Threat level areas
	RCM Certified
	Successfully fire rated up to 4 hours on fire door assemblies in accordance with AS1905.1. 2005 (Part 1: Fire Resistant Doorsets)

# ES8200 Technilock®



## Dimensions - 30mm Backset

Dimension	Backset
A	30
B	47.5
C	25
D	101
H	8

## Ordering Information

Part Number	Product Description
118203-010	ES8203 24Vdc Technilock Fail Safe 30mm
118203-011	ES8203 24Vdc Technilock Fail Safe 60mm
118204-010	ES8204 24Vdc Technilock Fail Secure 30mm
118204-011	ES8204 24Vd Technilock Fail Secure 60mm
<b>Accessories</b>	
228200-000	Optional Security Escutcheon for ES8200 High Security Bolt

## Specification Statement

The lock must be capable of side pressure and with an overall holding force not less than 2500kgs. Also with side load pressure under pre-load conditions up to 70kg. The lock could be mounted both horizontally or vertically. It also must be monitored in the following ways; bolt locked, door closed, with an optional key-override.

# Velocity® 63mm Series Rose Door Handles



**Lockwood** is the leading brand in the Australian locking industry. With an established reputation for high quality products, this iconic brand provides a wide range of locking solutions to residential housing, commercial building and industrial application markets. Lockwood is supported by an extensive distribution and after-sales support network. Our customers include retailers, architects, trade and industrial personnel, locksmiths and security dealers.

The ASSA ABLOY Group is the global leader in access solutions. Every day, we help billions of people experience a more open world.

ASSA ABLOY Opening Solutions leads the development within door openings and products for access solutions in homes, businesses and institutions. Our offering includes doors, door and window hardware, mechanical and smart locks, access control and service.



#### **The 5 Year Tricare Warranty**

Our belief that we manufacture the finest premium products available in today's market place is backed by the 5 Year Tricare Warranty, ensuring that Lockwood continues to keep Australians safe by delivering security and peace of mind.

For warranty terms and conditions, please visit [www.lockweb.com.au](http://www.lockweb.com.au) or call **1300WARRANTY**

**ASSA ABLOY Australia Pty Ltd**  
**235 Huntingdale Road**  
**Oakleigh, Victoria, 3166**  
**Australia**

**1300 LOCK UP (1300 562 587)**  
**[lockweb.com.au](http://lockweb.com.au)**

#### **Disclaimer**

Whilst every effort has been made to ensure that the information (including product images and drawings) contained in this brochure is accurate at the time of publication, ASSA ABLOY Australia Pty Limited ("ASSA ABLOY") recommends that you consult ASSA ABLOY or its agents prior to placing an order to ascertain current information on specific products, as ASSA ABLOY reserves the right to make changes without notice. ASSA ABLOY will not be liable for any injury, loss or damage whatsoever, arising from any errors or omissions in the information contained in the brochure or arising from the use or application of the information contained herein. © 2024 copyright by ASSA ABLOY All rights reserved